



Mini Vinnies Harvest Resource

Leader's guide

Things you'll need:

- Mini Vinnies Harvest Presentation (If PPT is needed, please email KatyR@svp.org.uk)
- Items for your prayer table/ focal point
 - Bible
 - Candle
 - Cross
 - A bowl of mustards seeds
- Access to the Internet to find clip related to Slide 13
- Leaf tag for donation/prayer for display (1 per child)
- Pebbles and paint

Gather

Set up your sacred space and have some gentle background music on to start, and display **Slide 1** on your screen. Leader welcomes those in attendance and outlines the reason why we're here today.

We have come here today to celebrate harvest time- the time when farmers collect the crops they've grown for us to eat.

You might like to explain the significance of the objects on your prayer table. Leave the mustard seeds till later on when they come up on the presentation.

Bible: *We display this as we listen to the Word of God and follow Jesus' example.*

Candle: *This represents Jesus as the Light of the World. We all carry this light in us to share with others.*

Cross: *Jesus died for each and every one of us so that our sins may be forgiven, and that we may have the gift of eternal life.*

Slide 2: Begin with the opening prayer.



St Vincent
de Paul Society

England and Wales

Turning Concern into Action

Registered charity number 1053992

✉ youngvincentians@svp.org.uk

☎ 020 7703 3030

A company limited by guarantee: 3174679



Listen

Slides 3–10: Ask the children to identify the seeds on the slides and what they grow into. When they see the mustard seeds picture, show them the real ones on your prayer table, to see just how tiny they are! Explain to them that a mustard seed can grow into a tree that can be the height of two giraffes and that Jesus even told his followers a story about a mustard seed, which we'll now listen to.

Slide 11: Share the Parable of the Mustard Seed with the children.

Respond

Slide 12: Discuss the questions together. Sometimes Jesus' parables can be tricky for us to understand, so you might also like to focus on the quote from 'A Bug's Life' (**Slide 13**) and find the short clip for it on YouTube if necessary. What overall message can we take from both the parable and the quote? The answer is that sometimes we might feel too small to be able to take action to help others, but Jesus wants us to know that everything we do, little actions especially, can make a big difference to others, and it's these actions that are building up His Kingdom here on Earth.

Slide 14: Harvest is a time where we can see that happen. Read the beginning of the sentence on **Slide 14** and swiftly move on to **Slide 15**.

Send forth

Slide 16: Explain that this harvest time we are called to do something to make a difference. The children can either donate a tin to your school food collection, or paint a rock of hope, which can form a display in your school/parish grounds to bring hope to others. It's not just a rock, it's a rock of hope! You might also like to print off our leaf templates for the children to write tags for their donations, or as prayer cards to put on a tree display at school or in the parish.

Slide 17: Reflect on this for a few minutes before your closing prayer.

Slide 18: Close your assembly/session with our closing prayer. Have background music playing during this time.

Have a blessed harvest time!



St Vincent
de Paul Society





England and Wales
Turning Concern into Action

✉ youngvincentians@svp.org.uk

☎ 020 7703 3030

Registered charity number 1053992

A company limited by guarantee: 3174679



St Vincent
de Paul Society

England and Wales

Turning Concern into Action

Registered charity number 1053992

✉ youngvincentians@svp.org.uk

☎ 020 7703 3030

A company limited by guarantee: 3174679